

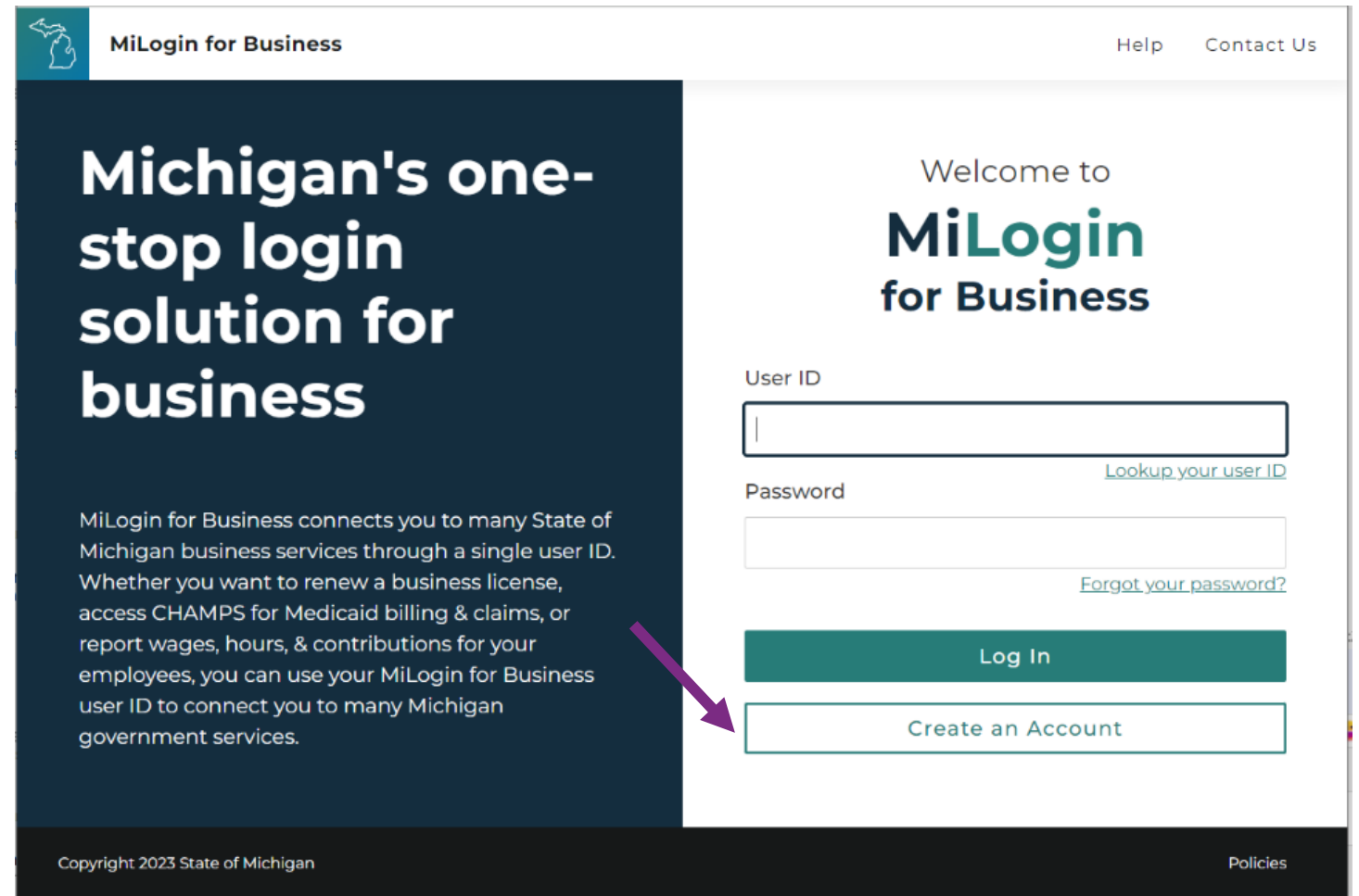
HOW TO REGISTER FOR A MILOGIN FOR BUSINESS ACCOUNT

(formerly MILogin for Third Party)

START HERE: [Visit MiLogin Page](#)

www.milogintp.Michigan.gov

Click the **Create an Account** button at the bottom of the page.



The screenshot shows the MiLogin for Business website. The header includes the Michigan state logo, the text "MiLogin for Business", and links for "Help" and "Contact Us". The main content area is split into two columns. The left column has a dark blue background with the heading "Michigan's one-stop login solution for business" and a paragraph explaining that MiLogin for Business connects users to various state services through a single user ID. The right column has a white background with the heading "Welcome to MiLogin for Business". Below the heading are two input fields: "User ID" and "Password". The "User ID" field has a "Lookup your user ID" link to its right. The "Password" field has a "Forgot your password?" link to its right. Below the input fields are two buttons: a teal "Log In" button and a white "Create an Account" button with a teal border. A purple arrow points from the "Create an Account" button in the screenshot to the text in the slide below. The footer contains "Copyright 2023 State of Michigan" on the left and "Policies" on the right.

Need Help using MiLogin? Contact DTMB Client Services 1-877-932-6424

Need Help with MCIR? Contact MCIR Help Desk 1-888-243-6652

Enter your **email address**.

Check the box next to “I’m not a robot”.

Click **Next Step**.


MiLogin for Business


Help Contact Us

Enter your email

MiLogin is used for a variety of government services. If you've ever used any online services you might already have an account.

Email

I'm not a robot  reCAPTCHA
Privacy - Terms

 We will never send you spam or share your information with anyone outside of the State of Michigan services you choose to access.

Next Step

Having Trouble?

Need Help using MiLogin? Contact DTMB Client Services 1-877-932-6424

Need Help with MCIR? Contact MCIR Help Desk 1-888-243-6652

Check your email for the passcode to verify your email address.

Enter the passcode.

If you do not see the email, check your spam or junk folders. The email will come from DONOTREPLY-MILogin@michigan.gov.

Click **Next Step**.

MiLogin for Business Help Contact Us

[< Previous Step](#)

Step 2 of 10

Passcode verification

○ ● ○ ○ ○ ○ ○ ○ ○ ○ ○ ○

Enter your passcode

We have sent you a passcode to your email ke*****@yahoo.com

Passcode

Next Step

[Resend Passcode](#)

Need Help using MiLogin? Contact DTMB Client Services 1-877-932-6424

Need Help with MCIR? Contact MCIR Help Desk 1-888-243-6652

Enter your **First Name and Last Name.**

Check the box next to “I agree to the Terms & Conditions.”

Click **Next Step.**

MiLogin for Business

Help Contact Us

Enter your information

First Name

Middle Initial (Optional)

Last Name Suffix (Optional)

I agree to the [Terms & Conditions.](#)

Next Step

< Previous Step

Step 3 of 10

Profile Information

○ ○ ● ○ ○ ○ ○ ○ ○ ○ ○ ○

Need Help using MiLogin? Contact DTMB Client Services 1-877-932-6424

Need Help with MCIR? Contact MCIR Help Desk 1-888-243-6652

Enter your **Work Phone Number**.

Click **Next Step**.

MiLogin for Business Help Contact Us

[< Previous Step](#)

Step 4 of 10

Work phone verification

○ ○ ○ ● ○ ○ ○ ○ ○ ○ ○ ○

Enter your work phone number

Your **work phone** number is required for many State of Michigan services and can help us identify you and recover your account if you get locked out.

Work Phone

i You will receive a passcode via a voice call to your phone to confirm your identity.

Next Step

! **Can't verify work phone number?**
If you don't have access to your work phone number or cannot verify it, please proceed with entering the number above and you will be allowed to skip the verification in the next step.

Need Help using MiLogin? Contact DTMB Client Services 1-877-932-6424

Need Help with MCIR? Contact MCIR Help Desk 1-888-243-6652

You will receive a **voice call** with a passcode to verify your work phone number.

Enter the passcode and click **Confirm Passcode**.

If you can't verify your work phone number at this time, click **Skip Verification** instead.

MiLogin for Business Help Contact Us

[< Previous Step](#)

Step 5 of 10

Passcode verification

○ ○ ○ ○ ● ○ ○ ○ ○ ○

Enter your passcode

We have sent you a passcode via a voice call to your **work phone** ending with

Passcode

5295 -

[Confirm Passcode](#)

[Resend Passcode](#)

Can't verify work phone number?

[Skip Verification](#)

Need Help using MiLogin? Contact DTMB Client Services 1-877-932-6424

Need Help with MCIR? Contact MCIR Help Desk 1-888-243-6652

You **do not** need to enter your mobile phone number.

Click **Skip this for Now** under Next Step.

The screenshot shows the 'MiLogin for Business' interface. At the top left is the Michigan state logo and the text 'MiLogin for Business'. At the top right are links for 'Help' and 'Contact Us'. The main content area is split into two panels. The left panel has a dark blue background and contains a '< Previous Step' link, 'Step 6 of 10', the title 'Mobile phone verification', and a progress indicator with 10 circles, the 6th of which is filled. The right panel has a white background and is titled 'Enter your mobile phone number'. It includes a paragraph explaining that the mobile phone number is optional but recommended for account security. Below this is a 'Mobile Phone' label and an empty input field. A light blue information box contains an 'i' icon and text: 'If your work phone can receive text messages, enter the phone number again to enable text message verification option.' Below the information box is a dark green 'Next Step' button. A purple arrow points from the 'Next Step' button to the text 'Skip this for now' located below it.

Need Help using MiLogin? Contact DTMB Client Services 1-877-932-6424

Need Help with MCIR? Contact MCIR Help Desk 1-888-243-6652

Create your User ID.

The User ID must start with your **Last Name** and **First Initial** and end with any **4 numbers** of your choice.

*Example: Jane Doe – DoeJ1234
Jordan Smith – SmithJ5656*

Click **Next Step**.

MiLogin for Business Help Contact Us

Create your user ID

The User ID is required to sign in, so choose something that you will remember and also follow our ID guidelines.

ID Guidelines

- ⚠ Must start with your last name and first initial
- ⚠ Must end with 4 numbers
- ✓ Must not contain special characters or spaces

User ID

Next Step

Need Help using MiLogin? Contact DTMB Client Services 1-877-932-6424

Need Help with MCIR? Contact MCIR Help Desk 1-888-243-6652

Create your Password.

Your password must be at least **8 characters** in length, not based on your User ID, contain at least **one upper case letter, one lower case letter, a number, and a symbol** (@#\$!~&)

Enter your **Password** again to **Confirm**.

Click **Create Account**.

MiLogin for Business Help Contact Us

[< Previous Step](#)

Step 10 of 10

Password

○ ○ ○ ○ ○ ○ ○ ○ ○ ●

Create your password

Choose something secure, but also something you can remember.

Password Guidelines

- ⚠ Must be at least 8 characters in length
- ⚠ Should not be based on your User ID
- ⚠ Must contain at least one upper and lower case letters, a number, and a symbol (@#\$!~&)
- ⚠ Confirm password must match new password

Password

Confirm Password

Create Account

Need Help using MiLogin? Contact DTMB Client Services 1-877-932-6424

Need Help with MCIR? Contact MCIR Help Desk 1-888-243-6652

Your MiLogin for Business registration is **complete** and your account has been created!

Please see **Step 2** of the registration instructions for requesting MCIR access and using your MCIR PIN.

MiLogin for Business Home Discover Online Services Help Contact Us Michigan State

Welcome Michigan State

Access your requested online services and search for more.

Discover Online Services

MiLogin is used to secure many **online services at the State of Michigan**. We are here to ensure your identity is safe and protected.

[Find Services >](#)

Need Help using MiLogin? Contact DTMB Client Services 1-877-932-6424

Need Help with MCIR? Contact MCIR Help Desk 1-888-243-6652